



**The Silentia  
Screen System**





## Keep it *Clean*<sup>™</sup> for a safer health care setting

At Silentia, we partner with health care facilities around the world to deliver a privacy screen system that offers safety and optimal patient care. Keep it *Clean* is our commitment to raising the bar for improved hygiene standards and infection prevention. Thanks to the EasyCare functions, our screens are easy to disinfect, move and combine. Our products consist of different lengths and heights, all part of a complete system that can adapt to your specific needs.

### EasyClean<sup>™</sup> for optimal hygiene

The screens have hard and smooth surfaces that withstand all disinfectants used in patient care settings today. The wheels can easily be removed and washed separately in a dishwasher. All products meet strict hygiene requirements and all surfaces are accessible for cleaning – that's EasyClean.

### Folds back easily with one hand – EasyReturn<sup>™</sup>

The patented hinges have a built-in memory which enables easy handling and prevention of cross infection using only one contact point: the ergonomically designed handle.

### Fixed or mobile – the choice is yours with EasyClick<sup>™</sup>

All of our screens are equipped with the EasyClick function making mobility one click away. A wall-mounted screen can be mounted on a trolley for mobile use or to any of our system's other components.

### Create your own screen solution

A great way to bring life into any patient care setting is by using colors and designs. Our screens come in a wide range of colors and designs, creating harmony and providing the versatility to blend into any environment. Our online configurator EasyScreenDesign helps you create the exact privacy screen you need for your patient care setting.



**EasyClean**



**EasyClean**



**EasyReturn**



**EasyClick**



**EasyScreenDesign**




# A versatile and cost-effective screen system that is easy to use and reuse

It's never been easier to enhance patient safety and ways to combine screen solutions, all part of a complete system that can adapt to your specific needs. Our screens are built to outlast any other privacy solution, supported by our warranty and technical lifetime of at least 10 years. Contact your Silentia distributor for a demonstration.

P A G E  
6

## Folding screens

The Silentia folding screen can be mounted on the wall, a floor pole or on wall rails. It can easily be mobile by clicking it onto a trolley. Combine it with a bed end screen.



P A G E  
8

## Mobile folding screens


A mobile folding screen allows you to be more mobile and flexible. The wheelbase takes a minimal amount of space. Combine it with a bed end screen.



P A G E  
10

## Mobile bed end screen 4'11"

Our bed end screen provides optimal privacy at the end of the bed and quick access to the patient.



P A G E  
11

## Mobile bed end screen 8'2"

This bed end screen at 8'2" provides a larger area of protection at the end of the bed and quick access to the patient.



P A G E  
9

## Mobile double screen, U- or L-shape

The mobile double screen can be used in a U- or an L-shape to create a movable and flexible space in your healthcare setting.

## Semifix screens

The semifix screens provide endless flexibility to create privacy and optimal hygiene in large and defined spaces. It can be built in four different directions. Combines easily with folding screens.



## Fixed screens

Use fixed screens when more permanent privacy is required. Easily combines with folding screens.



## ClearPanels™

A completely transparent, mobile screen that makes it easy to monitor and communicate with patients.



## Shower screens

The Silentia shower screen makes it easy to provide patient privacy while showering alone or assisted.



## PPE holder™

This Silentia add-on gives you easy access to hand sanitizers, gloves, wet wipes and other products.





Floor poles allow you  
to create a service corridor  
behind the head of the bed




## Folding screens

Simplicity is one of our guiding principles in product development. It has to be easy to screen off patients when they need privacy or simply want time to themselves. It also has to be easy to change things around and expand the system – so all components are designed to be compatible with each other.

### Wall installation

This standard form of installation enables a screen to be attached directly to the wall.

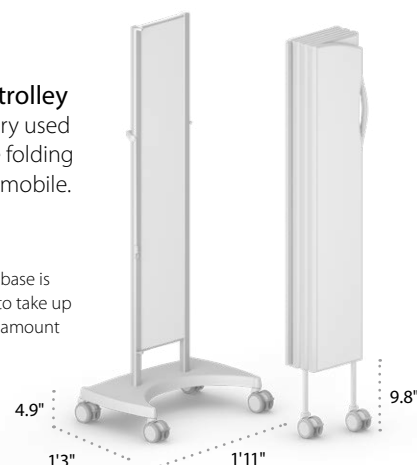
The 10" panel width saves you valuable wall space without sacrificing patient privacy.



### Single trolley

Accessory used to make folding screens mobile.

The wheelbase is designed to take up a minimal amount of space.



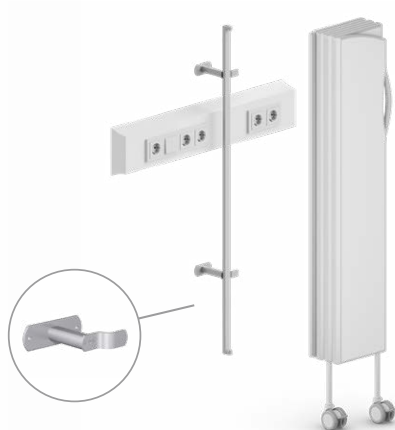
### Pole for floor installation

Designed to be anchored to the floor. This is applied when a free-standing screen is required.




### Wall installation with spacer

Used where a screen has to be installed a short distance from the wall, to provide clearance for a care panel, for example.



### Installed on wall rail

Clamps are used when a screen has to be installed directly to the wall rail.






## Mobile single screens

### Mounted on trolley

The screen can be mounted on a trolley to provide mobile privacy when necessary. This trolley is intended for folding screens in various lengths: from 5 to 15 sections. Height: 4'9", 5'5" and 6'1". The wheelbase takes up a minimal amount of floor space, while providing maximum stability.





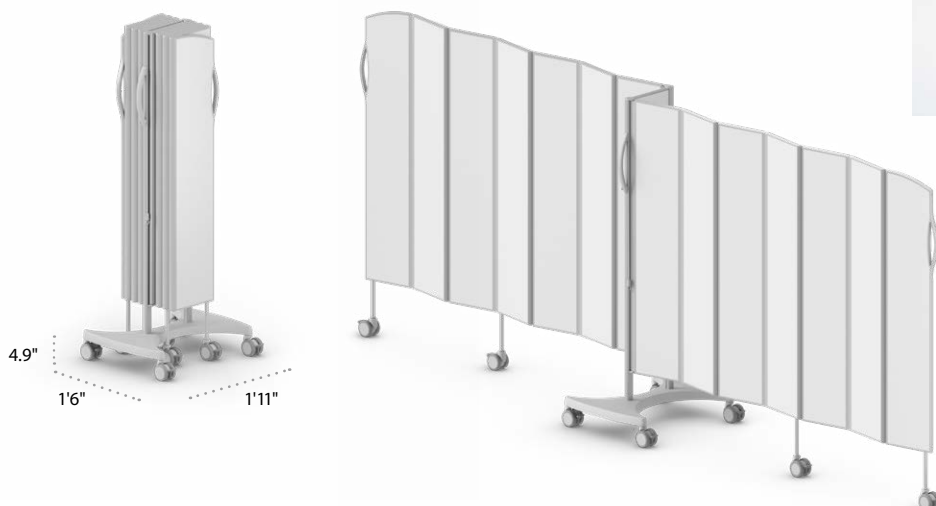


## Mobile double screens

### Mounted on trolley

Our mobile double is a free-standing screen with two folding screens mounted back to back on a trolley. A smart and versatile solution for maximum flexibility and patient privacy. Takes up minimal space when not in use.

The mobile double screen can be used separately at the end of the bed, in an L- or U-shape, to create a movable and flexible space in the room.

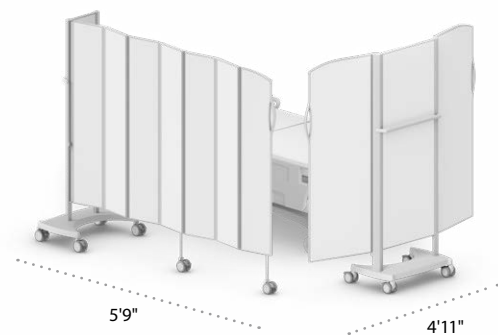
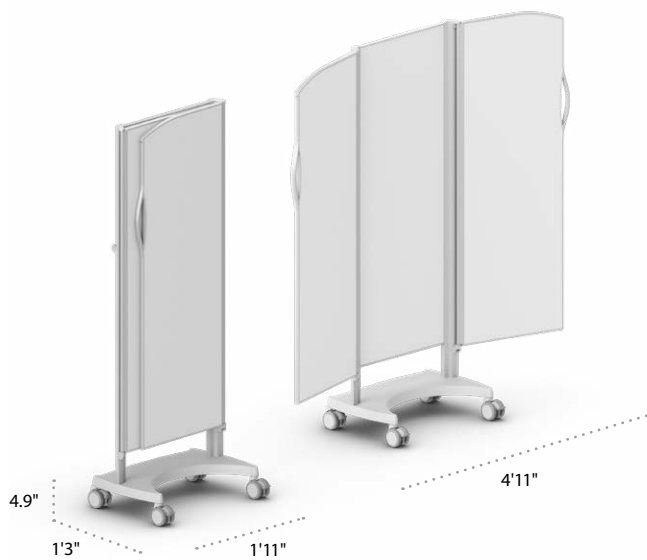




## Mobile bed end screens

### Silentia bed end screen 4'11"

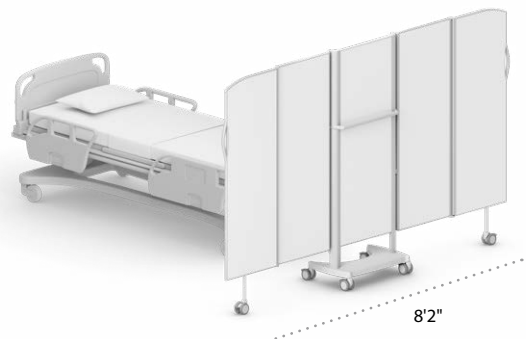
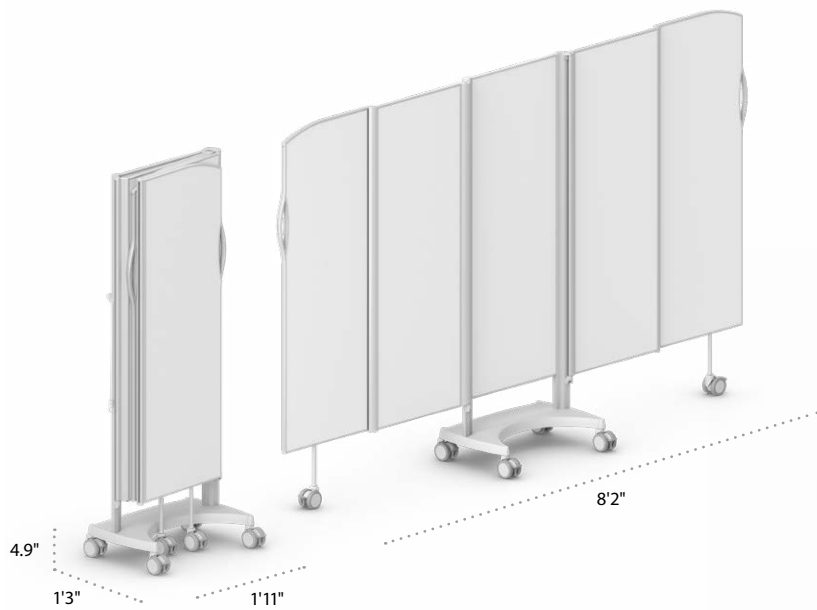
Provides optimal privacy at the end of the bed – or for changing. The wheelbase takes up a minimal amount of floor space, while providing maximum stability. Extended width: 4'11". Height: 5'1" or 6'1".







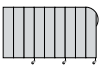
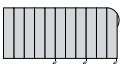


### Silentia bed end screen 8'2"

This bed end screen is ideal when a wider solution is required.  
Extended width: 8'2". Height: 5'1" or 6'1".



# Folding screen technical specifications

## Standard sizes


	NO. OF PANELS	ART. NO. COLOR	ART. NO. DAYLIGHT TOP	ART. NO. DAYLIGHT DUO	ART. NO. DAYLIGHT	LENGTH	HEIGHT	WEIGHT	FOLDED SIZE	
									WIDTH	DEPTH
	5	06105	06105-DT	06105-DD	06105-D	4'1"	4'9"	18.7lbs	9.8"	3.9"
		06205	06205-DT	06205-DD	06205-D	4'1"	5'5"	20.9lbs	9.8"	3.9"
		06305	06305-DT	06305-DD	06305-D	4'1"	6'1"	25.4lbs	9.8"	3.9"
	7	06107	06107-DT	06107-DD	06107-D	5'9"	4'9"	26.5lbs	9.8"	5.5"
		06207	06207-DT	06207-DD	06207-D	5'9"	5'5"	30.9lbs	9.8"	5.5"
		06307	06307-DT	06307-DD	06307-D	5'9"	6'1"	35.3lbs	9.8"	5.5"
	9	06109	06109-DT	06109-DD	06109-D	7'5"	4'9"	34.2lbs	9.8"	7.1"
		06209	06209-DT	06209-DD	06209-D	7'5"	5'5"	39.7lbs	9.8"	7.1"
		06309	06309-DT	06309-DD	06309-D	7'5"	6'1"	45.2lbs	9.8"	7.1"
	11	06111	06111-DT	06111-DD	06111-D	9'	4'9"	40.8lbs	9.8"	8.7"
		06211	06211-DT	06211-DD	06211-D	9'	5'5"	47.4lbs	9.8"	8.7"
		06311	06311-DT	06311-DD	06311-D	9'	6'1"	54lbs	9.8"	8.7"
	13	06113	06113-DT	06113-DD	Not available	10'8"	4'9"	48.5lbs	9.8"	9.8"
		06213	06213-DT	06213-DD		10'8"	5'5"	56.2lbs	9.8"	9.8"
		06313	06313-DT	06313-DD		10'8"	6'1"	64lbs	9.8"	9.8"
	15	06115	06115-DT	06115-DD	Not available	12'4"	4'9"	56.2lbs	9.8"	10.2"
		06215	06215-DT	06215-DD		12'4"	5'5"	65.0lbs	9.8"	10.2"
		06315	06315-DT	06315-DD		12'4"	6'1"	74lbs	9.8"	10.2"

The table shows our standard sizes in 20" length increments. Screens are also available in increments of 10" if the total length is between 29.5" and 12'3". The standard heights – 4'9", 5'5" and 6'1" – can be lowered by – 3.9" by determining the height of the legs of the wheels. The height is decided when you order your Silentia Folding Screen. **Note:** For maximum stability, the longest screens (12–15 panels) are intended for use in an L-shape for a single trolley and a U-shape for a double trolley around the bed.




### Color screens

Choose your screen color or design on page 21.




### Daylight Top

Daylight top panel is about 11.8"–1'3.7" high. Depends on which panel height you choose.



### Daylight Duo

Frosted panels come in pairs.

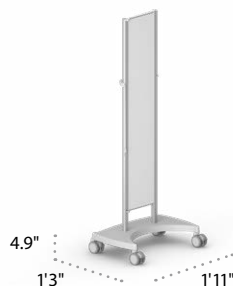


### Daylight



### Choose the right wall mounting to suit door location

(A) The folding screen mounting is normally on the left side, which means the screen is folded to the right of the wall mounting.  
(B) To prevent the screen from taking up too much space next to a doorway for example, screens can also be ordered with the mounting on the opposite side.



### Single trolley for one screen

Art. no. 06514, height 4'9"  
Art. no. 06518, height 5'5"  
Art. no. 06520, height 6'1"

Accessory for folding screens up to 15-panels long. EasyClick screen mounting.  
**Note:** The longest panels (12–15 sections) are intended for use in an L-shape around the bed.

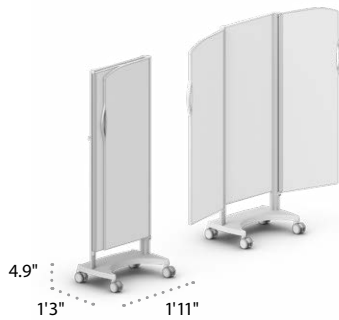


### Double trolley for two screens

Art. no. 06501, height 4'9"  
Art. no. 06503, height 5'5"  
Art. no. 06521, height 6'1"

Accessory for folding screens up to 15-panels long. EasyClick screen mounting.  
**Note:** The longest panels (12–15 sections) are intended for use in a U-shape around the bed.

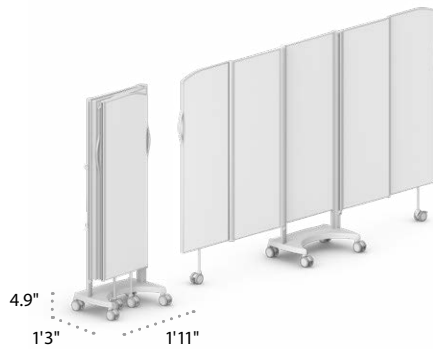




### Silentia bed end screen 4'11"

Art. no. 06522, height 5'1"  
Art. no. 06523, height 6'1"

Extended width 4'11", folded width 21.6".  
This screen is intended for situations where a mobile screen is needed, e.g. changing or at the end. The small wheelbase saves valuable floor space and its low height reduces the risk of tripping over it.



### Silentia bed end screen 8'2"

Art. no. 06532, height 5'1"  
Art. no. 06533, height 6'1"

Extended width 8'2", folded width 21.6".  
Provides effective privacy at the end of the bed, in hallways or for changing. The wheels can be locked when the screen is extended. The small wheelbase saves valuable floor space and its low height reduces the risk of tripping over it.



### Colors and Design

Choose your screen color or design on page 21.



## Semifix screens

The semifix screen provides endless flexibility to create privacy and optimal hygiene in defined spaces. It is wall-mounted with a stable wheelbase that can rotate 90°. The three-way connector allows the semifix screen to build in four different directions.

With no need for floor attachment, semifix screens create great flexibility for wide spaces between standing room walls. The screens can build out to long, stable walls. You can also combine them with our folding screens.

### Easy access for safe care

The wheelbase can be rotated 90° for increased stability or extra

floor space. The wheels automatically lock in two different positions, perpendicular or parallel with the screen. The wheel suspension compensates for uneven floors.

### Flexible solutions

Semifix screens are available in all Silentia design solutions. Let the light in with Daylight screens, add some color or choose a customized design. Choose between three different heights and lengths for your screens. Create your custom medical privacy screen with semifix screens.



Semifix screens can fold in and out




Create and combine with Silentia's folding screen and PhotoPanels™



The semifix screen provides endless flexibility to create privacy and optimal hygiene in defined spaces.



The wheelbase can be rotated 90° for increased stability or extra floor space. Installation is quick thanks to the EasyClick function.



HEIGHT	ART. NO. LENGTH ≈ 2'6"	ART. NO. LENGTH ≈ 3'3"	ART. NO. LENGTH ≈ 3'11"
4'9"	06143	06144	06145
5'5"	06243	06244	06245
6'1"	06343	06344	06345



Endless possibilities




# Fixed screens


Our fixed screens have been developed for applications where more permanent privacy is required. This system also allows a wider range of possibilities. For example, a fixed screen between beds can be combined with a folding screen at the foot of the bed. Fixed screens can be used to create changing cubicles and other types of spaces within a room, without making alterations to walls.

## Standard sizes


LENGTH	HEIGHT	WEIGHT	ART. NO. COLOR	ART. NO. DAYLIGHT TOP	ART. NO. DAYLIGHT
4'3"	4'9"	13.7 lbs	06150	06150-DT	06150-D
4'3"	5'5"	15.9 lbs	06250	06250-DT	06250-D
4'3"	6'1"	18.3 lbs	06350	06350-DT	06350-D
7'9"	4'9"	25 lbs	06155	06155-DT	06155-D
7'9"	5'5"	29.3 lbs	06255	06255-DT	06255-D
7'9"	6'1"	34 lbs	06355	06355-DT	06355-D



Daylight, fixed



Color screen, fixed



Daylight Top, fixed





## Floor installation


A standard floor pole (A) is used to install a single fixed screen with EasyClick. If you want the pole to serve as a mounting point for additional fixed or folding screens, there are special versions (B–D) with up to four mounting points.

The pole is normally secured to the floor for maximum stability – this is especially important if the pole supports more than one screen. If the pole is only intended to support a single wall-mounted screen, it can simply rest on the floor.

## Standard sizes floor poles

HEIGHT	WEIGHT	ART. NO.	ART. NO.	ART. NO.	ART. NO.
4'9"	7.3 lbs	06561-A	06561-B	06561-C	06561-D
5'5"	7.7 lbs	06562-A	06562-B	06562-C	06562-D
6'1"	8.4 lbs	06563-A	06563-B	06563-C	06563-D

Floor pole attachment possibilities – seen from above.



The pole and cover of the pole at the base are attractively designed with a smooth surface that is easy to clean.



## Extension screen

Moves the mounting point for the folding screen away from the wall, either to make space for the bedside table or to extend a folding screen. Available in four lengths and three heights.

HEIGHT	ART. NO. LENGTH 1'8"	ART. NO. LENGTH 2'6"	ART. NO. LENGTH 3'3"	ART. NO. LENGTH 3'11"
4'9"	06162	06163	06164	06165
5'5"	06262	06263	06264	06265
6'1"	06362	06363	06364	06365



## ClearPanels™

ClearPanels is a completely transparent, mobile screen that makes it easy to monitor and communicate with patients. It meets the health care sector's strict hygiene requirements with smooth and hard surfaces that are easily accessible and withstand disinfectants. It's easy to clean, move and store when not in use.

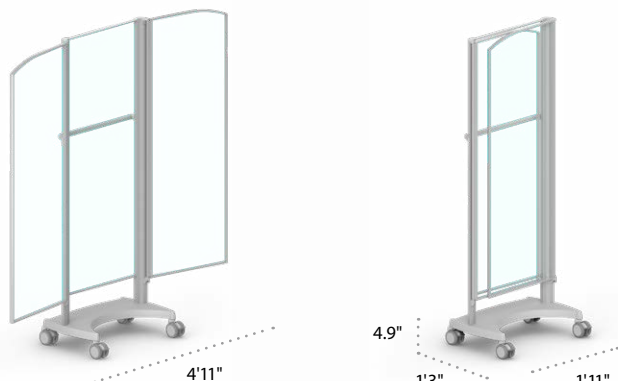
### Standard sizes

The wheelbase takes up a minimal amount of floor space, while providing maximum stability.

- The lightweight construction is user-friendly and optimizes stability and safety.
- Section panels are made of polycarbonate that withstand disinfectants used in any patient care setting.



ClearPanels is available with a split panel for spirometry tests and examination. Art no. 06523-CP-S.




ART. NO.	LENGTH	HEIGHT	WEIGHT	FOLDED SIZE	
				DEPTH	WIDTH
06522-CP	4'11"	5'1"	60 lb	1'3"	21.6"
06523-CP	4'11"	6'1"	67 lb	1'3"	21.6"
06523-CP-S	4'11"	6'1"	67 lb	1'3"	21.6"



## Shower screens

The Silentia shower screen makes it easy to provide patient privacy. The lowest height allows the caregiver to shower a patient sitting on a stool while keeping the caregiver dry. The wheels have a spring suspension providing smooth handling even on uneven floors. It easily folds back to the wall when not in use.

The wall-mounted screen is available in three different lengths and heights. EasyClick makes it simple to remove the screen for cleaning of the shower area. Even the wheels are easily detached thanks to EasyClick.



Double Left



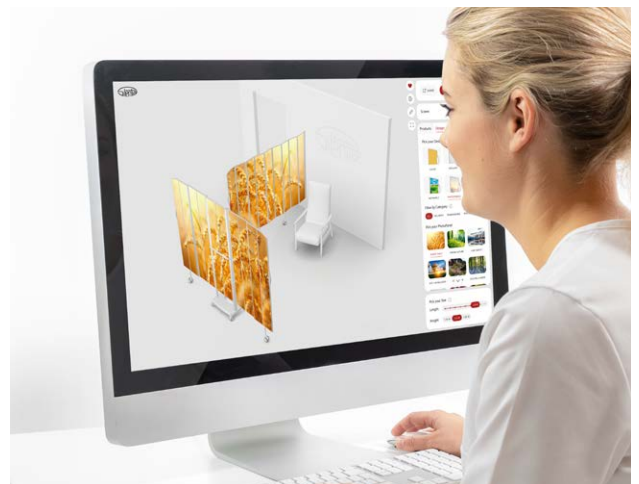
Single



Double Right







### Create your own solution

Use Silentia's online configurator *EasyScreenDesign* to create the exact privacy screen you need with colors, *StoryPanels*, *ArtPanels* or *PhotoPanels*.



# Colors and designs

A great way to bring life into any patient care setting is by using colors and designs. The Silentia Screen System provides a wide variety of ways in which the screens can be used and combined. Our screens come in a wide range of colors and designs, creating harmony and providing the versatility to blend into any environment.



White




Ocean



Forest



Savannah



Tropical



Birch



Daylight



Lime



Mandarin



StoryPanels™



ArtPanels™



PhotoPanels™



## StoryPanels™

A picture is worth a thousand words and can even have a healing impact. Silentia's StoryPanels offer a new way to give children a playful and positive atmosphere by creating a positive distraction. A child in a hospital is far from home and among unfamiliar faces, but by engaging with artwork such as planets and characters the child immediately starts to use its fantasy and imagination.

## ArtPanels™

Nature provides tranquility in a complex world. Research shows that art with views of nature and animal life has a positive effect on hospital patients' recovery. With the bright colors of nature, ArtPanels is designed to give hospital patients a stress-reducing effect by letting them focus on something positive instead of their condition.





## PhotoPanels™

Silentia's PhotoPanels help create privacy, peace of mind and a comfortable feel. Studies show that images and colors can have a positive influence on people by lowering their blood pressure, stimulating positive thoughts and relieving stress, pain and anxiety. This knowledge is ideal to explore in elder care, hospitals and other healthcare settings.

### Relaxing, Remembering, Protecting

PhotoPanels has been developed as a professional helping tool to stimulate people in different situations by creating peace and calm, security and protection or memories of recognizable places. At the same time, they offer optimal hygiene and privacy without feeling closed in.

### Customize with your logo, colors or messages

Show your visual identity on your folding screens and create

familiarity with your brand. When using your logo consistently, it becomes a strong, recognizable and trustworthy symbol of your institution and employees. You can add identification text on the screens, such as department, section, area, etc. You can also add short messages, directions or important notifications. You can also add short messages on the screens for guidance or important messages.

### Design and configure

Use Silentia's online configurator to create the exact privacy screen you need with StoryPanels, ArtPanels or PhotoPanels.



**EasyScreenDesign**





Combine Daylight with StoryPanels™



Choose among the many images found in PhotoPanels™



# Explore the possibilities with EasyScreenDesign!

EasyScreenDesign is Silentia's online configurator that helps you create the exact privacy screen you need for your patient care setting. Pick the type of screen, installation, size and design, then submit them directly to us for a free, no obligation quotation. It's that easy!

## Explore the online options

On our website we have an inspiration page to help you in creating a new screen solution. Click on these options to explore the folding screen examples for different care settings. They link directly to the EasyScreenDesign configurator.

## 1. Design your screen

### Products

Choose the screen that best fits your healthcare situation.

### Design

Get creative and test the different colors, patterns and photos.

### Installation

You can install your privacy screen on the wall, control panel or on the floor. All with safe and secure mountings. Or make it mobile on a trolley.

### Pick your size

We have a wide range of lengths and heights you can choose from.

### Specification

See all product info for your screen design in real time.

### Room setup

Change to different types of furniture and see the screens folded in or out.

### Measures and units

See the measurements for your screen. Change to meter or inches.

### Fold/unfold

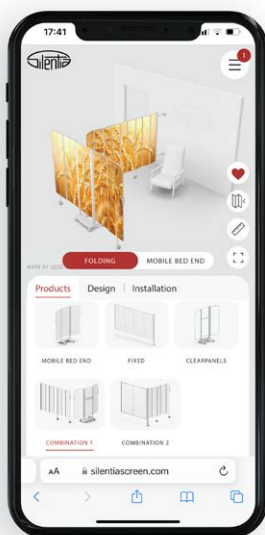
See your privacy screen folded or unfolded.

### Info

Here you can read important facts for each of your screen designs.

### Share

Share your screen design with a colleague.



## 2. Send us your screen designs for a no obligation quotation

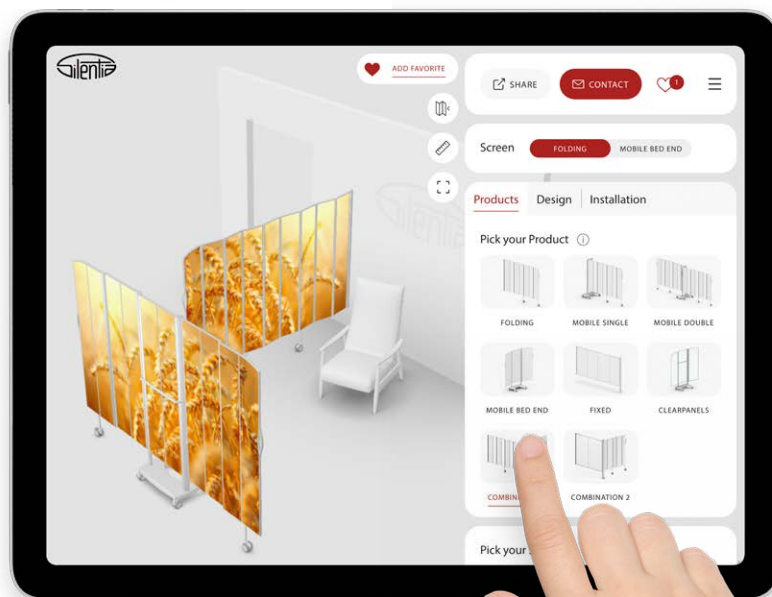
### Favorites

Click on the heart to save each of your screen designs. See all of your designs on Favorites. Here you can see all of your screen designs and edit the number you are interested in.

### Contact

Send us your screen solutions after filling in the form and we will take contact with you. Don't hesitate to ask us for a free, no obligation quotation.

Start designing at [easyscreendesign.com](https://easyscreendesign.com)





# PPE holder™

Keep your PPE products (Personal Protective Equipment) close at hand with our PPE holder. It gives you easy access to your hand sanitizers, gloves, wet wipes and other products. Mount the PPE holder onto the Silentia screen solutions. Slide the PPE holder along the screen for optimal positioning. Attach dispensers with easy-to-move accessory clamps.

## Flexible attachment with accessory clamps

The PPE products are attached to the holder with accessory clamps, making it easy to swap or move products. The accessory clamps can easily slide along the holder to your preferred position.

## Easy click-on mounting

The PPE holder easily clicks onto the Silentia screen solutions. Slide the PPE holder along the screen for optimal positioning.



Two PPE holders on a fixed screen

### PPE HOLDER

- SEMIFIX SCREEN
- FIXED SCREEN

HEIGHT	ART. NO.
4'9"	06581
5'5"	06582
6'1"	06583

Includes one PPE holder + one accessory clamp. Semifix and fixed screens are ordered separately.

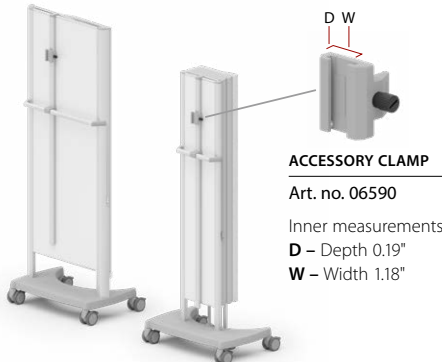


### PPE HOLDER

- BED END SCREEN
- MOBILE FOLDING SCREEN

HEIGHT	ART. NO.
One size	06580

Includes one PPE holder + one accessory clamp. Bed end and mobile folding screens are ordered separately.





Two PPE holders on a bed end screen



PPE holder on a mobile folding screen



Two PPE holders on a semifix screen



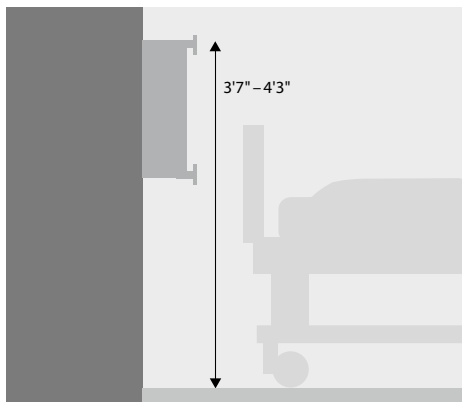
PPE products sit firmly on the accessory clamp



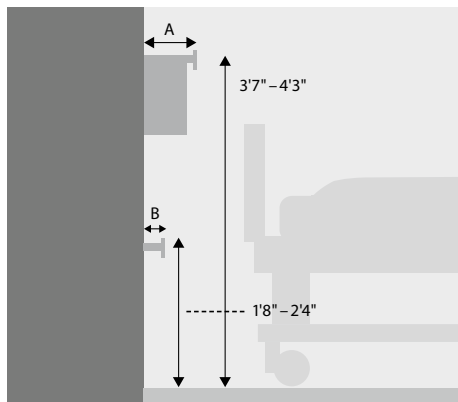
The accessory clamp slides easily up and down the PPE holder

# Important measurements

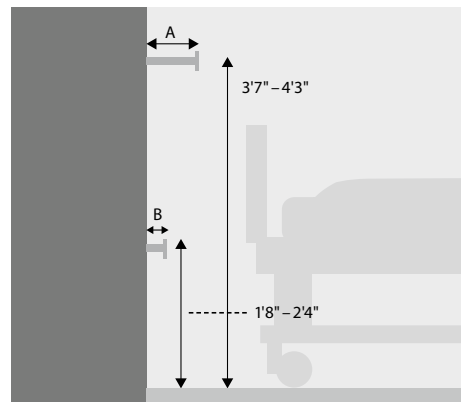
Here are the important dimensions needed to install and handle your Silentia screens. The folding screens can be mounted directly to the wall with spacers or clamps on horizontal wall rails. The different ways of mounting depends on the type of room. The illustrations below show the recommended heights for wall rails, though other measurements work just as well. Contact your local distributor to get the best solution.



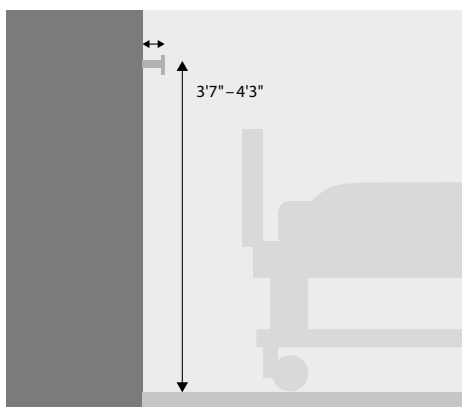
1. Mounting on wall panel



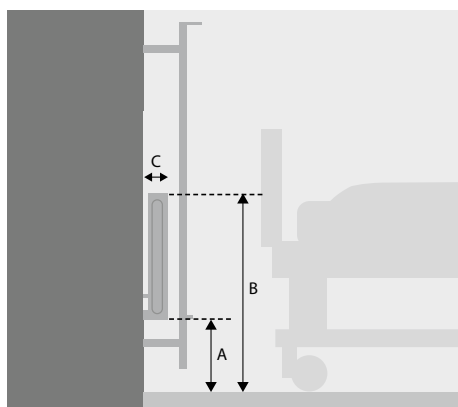
2. Mounting on panel and on a wall rail



3. Mounting on two separate wall rails

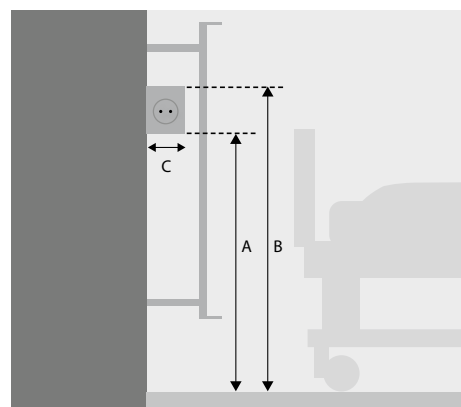


4. Mounting on wall rail



Mounting in front of a radiator with wall spacers

When mounting a folding screen in front of a radiator, it is important that you specify dimensions according to A, B and C in the illustration when ordering.



Mounting in front of a wall rail with wall mount spacer

When you are fitting a folding screen in front of an electrical outlet, it is important that you specify dimensions according to A, B and C in the illustration when ordering.



Support clamps and standard clamps

Support clamp (above). Art. no. 06524.  
Standard clamp (below). Art. no. 06502.  
Select this combination where two wall rails are mounted in a vertical line. See dimensions for figure 1.



Clamp with spacer

Both above and below. Art. no. 06535.  
A useful solution when space is required between a screen and a wall rail, such as in dialysis departments where panel access is vital. See dimensions for figure 1.



Standard clamp and adjustable clamp

Standard clamp (above). Art. no. 06502.  
Adjustable clamp (below). Art. no. 06516.  
This combination is selected when two wall rails sit at different distances from the wall. See dimensions for figures 2 and 3.



# Installation

## Clamps



### Standard clamp for wall rail

Art. no. 06502

For attaching to a wall rail.  
A flexible solution that enables the screen to be moved sideways along the wall rail.  
Distance between wall rail and screen: 1.6".



### Support clamp

Art. no. 06524

Used with standard clamp 6502 where two wall rails are mounted on the wall.



### Back support on wall

Art. no. 06519

Used as backward support when using a clamp mounted on a wall rail. Can be adjusted between 3.3" and 5.3".



### Clamp with spacer

Art. no. 06535

A useful solution when space is required between a screen and a wall rail, such as in dialysis departments where panel access is vital. Distance between wall rail and screen: 5.9".



### Adjustable clamp

Art. no. 06516

Adjusts to suit variable spacing between upper and lower wall rails. Clamps can be adjusted between 0 and 5.9". Used together with standard clamp or clamp with spacer.

## Spacers



### Spacer 0.8"

Art. no. 06506

Used to move a screen away from the wall, to make space for a molding for example.  
Supplied in pairs.



### Spacer 3.9" or 7.9"

Art. no. 06507, 3.9"

Art. no. 06508, 7.9"

Used to move a screen away from the wall. Supplied in pairs.



### Adjustable spacer

Art. no. 06509, 7.9"–13.8"

Art. no. 06510, 11.8"–19.7"

Used to move a screen further away from the wall. Supplied individually.

## PPE holder

### A. Accessory clamp

Art. no. 06590

### B. Semifix screen Fixed screen

Art. no. 06581, 4'9"

Art. no. 06582, 5'5"

Art. no. 06583, 6'1"

### C. Bed end screen Mobile folding screen

Art. no. 06580

One size fits all



## Wall mount

### Wall mount

Art. no. 06539, height 4'9"

Art. no. 06544, height 5'5"

Art. no. 06540, height 6'1"

For convenient mount directly to the wall. One wall mount is normally supplied with the screen. Additional wall mount can be ordered separately.

### Wall mount with floor support

Art. no. 06537, height 4'9"

Art. no. 06545, height 5'5"

Art. no. 06538, height 6'1"

Wall mount that provides support from the floor when fitted with a clamp.

### Wall mount with floor support and top extension

Art. no. 06541, height 4'9"

Art. no. 06546, height 5'5"

Art. no. 06542, height 6'1"

Wall mount used with clamp where a wall rail crosses above the screen.

## Floor pole

### Floor pole

Art. no. 06561A, height 4'9"

Art. no. 06562A, height 5'5"

Art. no. 06563A, height 6'1"

The floor pole can be used to support a wall-mounted screen or as a mounting point for folding screens. The pole is screwed securely to the floor. Other versions can be seen on page 17.





## Let's build a partnership

When you partner with us, you get a committed team that is "With you all the way." We work diligently to understand your challenges and support you with the best solutions. We learn how your department operates, what will add value, and how to implement our products into your daily routines. Dedicated local and regional Silentia personnel mean your team has ongoing, unlimited access to top-level service whenever you need it.

### Long-term cost effectiveness

Durability and reliability are critical for a long-term investment in patient privacy. When you compare Silentia screens with the high costs of frequently washing and replacing curtains, it becomes clear that screens are a more effective solution.

### Total product economy

Our screens are built to outlast any other privacy solution, supported by our warranty and technical lifetime of at least 10 years. Ask us how your one-time investment could see a return in as little as 1–3 years.



# Care for the future

Since 1990, Silentia has been committed to improving patient care around the world. We partner with healthcare teams to provide a safe, hygienic, and resource-efficient privacy system. Silentia contributes to a more sustainable healthcare industry with products that reduce waste, improve workflows, and last for 10+ years.



EN ISO 9001:2015



EN ISO 14001:2015



[worldsgreenesthospital.org](http://worldsgreenesthospital.org)

Made in Sweden. Our products are copyright-protected in various ways, including registered designs, patents and patents pending. We reserve the right to make changes without prior notice. For more information, please visit our website.

