




SYSTEMATIC POSITIONING



Icon Image

MobiTurn®

TURNING AND POSITIONING AID
FOR IMMOBILE PATIENTS

Your retailer:



Autoclavable according to RKI*1 guidelines

Enables back-friendly and effortless work

Cover easy to disinfect

MobiTurn®

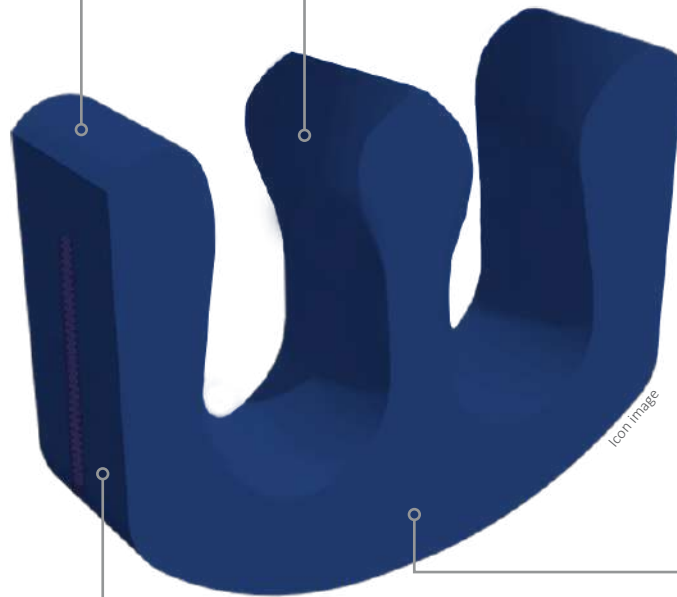
Turning and positioning aid for immobile patients



Cover:

- Removable
- Washable up to 95°C
- Disinfection by wiping
- Disinfectant-proof*3
- Suitable for disinfection with chlorine*3
- Autoclavable

Ultrasonically welded seams



Core: PU foam

Areas of application:

- Ergonomic shape ensures optimal patient positioning
- Structure enables safe and more painless turning of the patient
- Back-friendly and easy work for nurses and caring relatives



Cover material virus- and bacteria-proof accord.
*1 TCM 1670 + 1671



Waterproof but permeable to water vapour



Bi-elastic cover to minimise shear forces



CE-marking MDR 2017/745



Maintenance-free



Flame retardant DIN EN 597 (I+II)



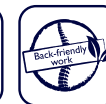
Autoclavable



Cover easy to disinfect



Max. 5000 ppm



Back-friendly



Patient weight: 0-250 kg



Easy patient turning

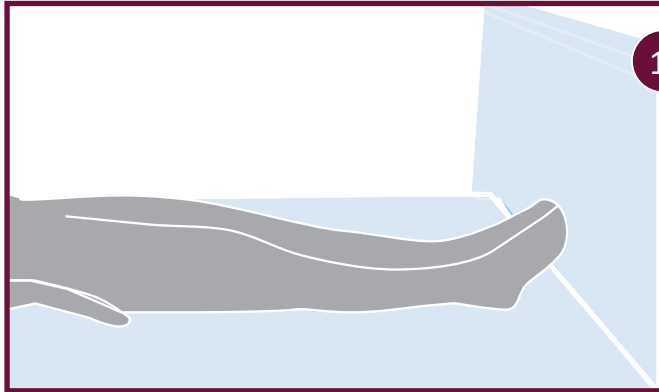
*1 Robert-Koch-Institute (RKI) is a part of the Federal Ministry of Health in Germany. It is responsible for disease prevention and control.

*2 Guarantee applies to functional properties (pro rata basis)!

*3 For more details see instructions for use.



With the MobiTurn® positioning/turning aid, people being cared for can be turned safely and more painlessly from the supine to the side position in bed. The transfer by the caregiver is simplified and thus enables back-friendly and energy-saving work. In addition, the individual situation and potential illnesses must be taken into consideration when using the medical device. If you have any further questions, you should consider your doctor.



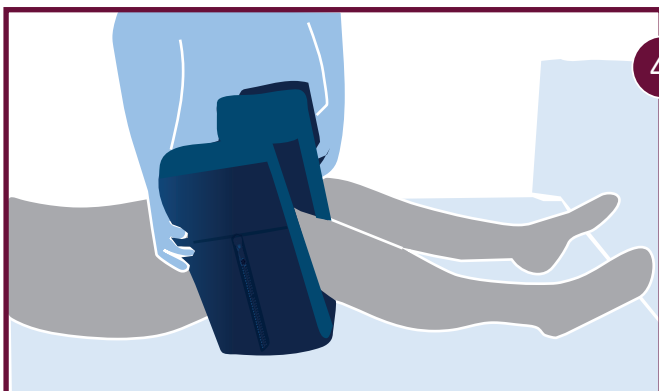
The person being cared for lies flat in bed in the supine position. Please make sure that the person being cared for is not too close to the edge of the bed, if needed, the existing side rails should be raised on the side towards the person being cared for is to be turned. This prevents the person from falling out when being turned.



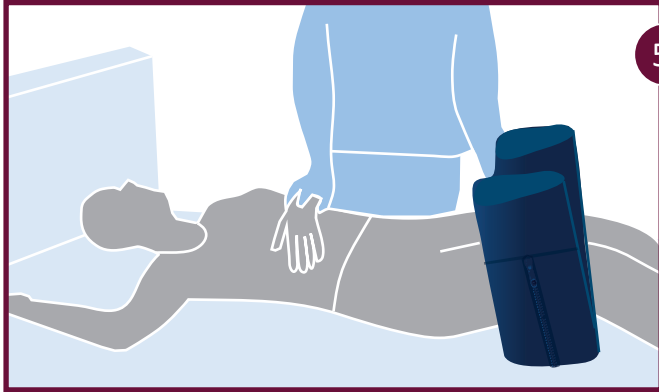
The legs of the person being cared for are lifted by the care giver and the MobiTurn® is placed flat under the legs.



The legs of the person being cared for need to be placed straight in the recesses of the MobiTurn® positioning/turning aid.



In the next step, the MobiTurn® is straightened up and should be at the knees of the person to be cared for.



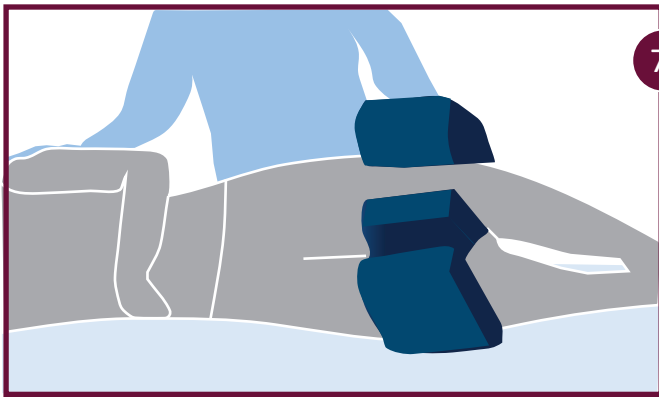
5.

Now the person to be cared for is prepared for turning. The arm facing away from the desired direction of positioning is placed on the abdomen of the person to be cared for. The other arm, which is on the side of the bed, is placed upside at a 90° angle.



6.

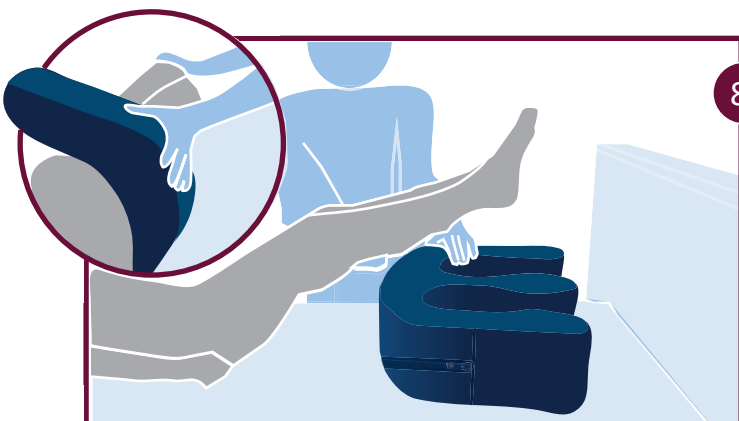
The carer places one hand on the MobiTurn® and the other hand on the shoulder of the person to be cared for in order to turn him into the side position as gently as possible.



7.

The patient is now in the lateral position and needs to be stabilized. Afterwards the MobiTurn® positioning/turning aid must be removed.

If the patient needs to be treated in the lateral position for a short time, the MobiTurn® is not removed until the patient has been returned to the supine position after the treatment.



8.

To return the patient to the supine position, the carer places one hand on the MobiTurn® at the hollow of the knee and the other hand on the shoulder of the patient and turns them back onto their back.

To remove the MobiTurn®, it is tilted towards the end of the bed until it lies flat on the mattress. The legs of the person being cared for are lifted and the MobiTurn® can easily be removed.