

Action^{®5} & Action⁵ Rigid



Introducing the Action⁵ family

LIGHTWEIGHT | ADJUSTABLE | CONFIGURABLE



The perfect fit

The Invacare **Action⁵** has been designed for the more active user looking for an affordable chair with a great driving performance. With its tried and trusted design, the range can cater for several needs and requirements due to its superb level of on chair adjustability and its vast configurability options. It is ideal for the changing needs of the user, and is a great chair for training and assessments.



Make it personal

With the freedom to design the chair around the user's personality, there are a variety of frame colours to choose from along with additional colour accents for the axel plates and forks.

Highly configurable

A fixed front frame is available for those wanting a more active look and an even lighter overall product weight.

To ease transfers and when folding and transportation are important, the swing away version is available.

There are a wide range of armrests and accessories to choose from, allowing the **Action⁵** range to be configured in a way to suit everyone.



On-chair adjustability

Our **unique patented technology** allows backrest angle adjustments to be made whilst the user remains in the chair, plus it has a built-in scale to allow for a more accurate angle to be set.

Other on-chair adjustments that can be made to the **Action⁵** are:

- + Seat depth
- + Seat angle
- + Seat height, front and rear
- + Backrest angle
- + Backrest height
- + Length of footrests
- + Armrest height



KEY FEATURES
AT A GLANCE

Action⁵ Rigid

1

Rigid lightweight frame Excellent driving performance



- ▶ Ideal for the active user, this wheelchair is all about energy efficiency thanks to its box-frame design, which provides superior rigidity and robustness, limiting the amount of energy lost during propulsion. **This helps reduce strain and injury** on the shoulders and upper extremities.



2

Compatible with the new e-pilot[®] Speed up your life

- ▶ Connect the **Action⁵ Rigid** to the new **Alber e-pilot[®]** add-on scooter for an environmentally friendly mobility alternative with maximum driving pleasure. The **e-pilot** offers a new kind of mobility that allows the user to expand their options with the flexibility to easily undock when the manual wheelchair is required.

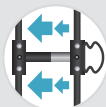


Action⁵

Self-locking function

Stable and secure

 PATENTED



- ▶ The patented 'H-Shaped' horizontal folding mechanism provides an **improved level of stability** compared to other folding chairs on the market. The self-locking function ensures a secure seat position and makes the chair almost effortless to propel, improving drive performance.

Unique folding mechanism

Effortless compact design

 PATENTED



- ▶ The innovative design of the folding mechanism allows the frame to greatly reduce in size and the backrest to fold on top of the seat, making the chair very compact. No additional handling is required to fold the chair, making it **effortless for storage and transportation**.

1



2



3



4



Introducing the **Action⁵** range

**Part of the medium active manual wheelchair range.
Providing a complete solution.**



Action⁵ Rigid

▲ A very robust, lightweight wheelchair with an energy efficient box frame design, providing an excellent driving performance.



Action⁵

▲ The ideal option when transportation and a small folding package are required.

All-in-one solution

The **Action⁵** range provides a complete solution that can be perfectly configured to meet the needs of the user whilst being an efficient partner for the provider:

- ▶ Interchangeable parts
- ▶ Adjustability built in to every chair
- ▶ Cross compatible spares and options
- ▶ Reduced complexity
- ▶ **Alber**® power add-on compatible

Available options and accessories

- ▶ Adjustable centre of gravity and camber
- ▶ Range of swing away legrests and legrest options
- ▶ Range of armrests including a swing away and removeable armrest
- ▶ Range of adjustable push handles
- ▶ Anti-tipper
- ▶ Wide selection of front castors
- ▶ Lightweight mudguards

Technical data ▼

For more comprehensive pre-sales information about this product, including the product's user manual, please see your local Invacare website.

Seat width ▼	Seat depth ▼	Seat angle ▼	Seat height ▼	Backrest angle ▼	Backrest height ▼	Front frame angle ▼
305 / 330 / 355 / 380 / 405 / 430 / 455 / 480 / 505 / 530 mm	350 / 375 / 400 / 425 / 450 / 475 / 500 mm	0 - 9 °	360-535 mm in steps of 25 mm Rear seat height: 360-510 mm in steps of 25 mm	Fixed 90° Or stepless 90° -15°/+15°	Fixed 300 / 325 / 350 / 400 / 425 / 450 / 475 / 500 mm Adjustable 360-400 and 410-490 mm	Fixed front 80° Swing away legrest 70° / 80° & 90° Elevating legrest 0-80°
Length of footrest ▼	Armrest height ▼	Driving unit width¹ ▼	Total width, folded ▼	Total length inc. footrests¹ ▼	Total length without footrests ▼	Total height ▼
Swing away frame: 200-510 mm Fixed frame: 300-530 mm	150-265 mm 205-280 mm 250-375 mm	SW +180 mm to SW +250 mm	Action ⁵ : 320-380 mm Action ⁵ Rigid: 485-780 mm	845-1205 mm	670-860 mm	701-1108 mm
Max. Safe slope₂ ▼	Radius₃ ▼	Max. user weight ▼	Total weight ▼	Mass of the heaviest part ▼	Action⁵ foldable dimensions₄ ▼	
7°		100 & 130 kg	Action ⁵ : from 12.3 kg Action ⁵ Rigid: from 10.8 kg	Action ⁵ : 8.3 kg Action ⁵ Rigid: 6.8 kg	670-860 mm	


Frame colours ▼




Disclaimers ▼

- Overall dimensions**
In some configurations, overall width or length exceed the authorised limits with access to emergency escape routes not possible
- Stability values:**
Max. slope parking brake = 7°
Static stability downhill = 14°-21°
Static stability uphill = 9.4°-25.5°
Static stability sideways = 20°-24°
- Radius**
Mini turning radius = 625 mm
Pivot width = 1050-1180 mm
- Folded dimensions (Action⁵)**
Folded height = 450-720 mm
Folded depth = 620-1020 mm
Folded width = 320-380 mm

Colour accents ▼



Upholstery ▼



Regulatory data ▼



Please note: colours may vary slightly from those displayed here.